



FREEDOM FORCE BACKING


Freedom Force Backing™

- Magnetic backings engineered for magnetic and standard flooring systems alike
- Gives you the "freedom" to magnetize virtually any floor finish or wall surface
- Available in rolls, sheets, or tabs including various tape widths

Freedom Force Backing™ This is a suite of pressure sensitive peel and stick magnetic backings, engineered for any flooring type. Order custom sizes to accommodate your specific product or project needs. Use this system with LVT planks, tiles, carpet tile, wall coverings, wall base... nearly any design element you can envision as an interior finish. Our magnetic tabs work in the same fashion as adhesive tab systems for an easy, flexible, yet releasable method of installation. These products are simply used in conjunction with our various magnetically receptive coating systems.



carpet tile installation using magnetic tabs



magnetic tabs used for LVT installation



intelli-force
magnetix™



FREEDOM FORCE BACKING™ TECHNICAL DATA SHEET

Product Description

Magnetic on one side, waterproof acrylic-based adhesive on the other, intelli-force magnetix Freedom Force Backing™ Magnetic Tabs easily affix 4mm+ vinyl tiles and carpet tiles onto magnetically receptive underlayments and metal raised access floors.

This quick loose lay method locks tiles tightly together using a unique 2-dimensional grip:

- giving full flexibility
- maintaining easy direct access to floor
- ensuring clean removal - no residue or contamination

Product Composition

Flexible strontium ferrite magnetic tabs kiss cut onto a silicone release liner for a quick and easy peel. Supplied on a roll.

- Contains no plasticisers
- Phthalate free
- Acrylic based adhesive
- Odorless product

Storage and Disposal

Resistant to extremes of moisture and temperature - constant working temperature of -572F to 1112F.

Freedom Force Backing™ can re-used dependent on the backing of the flooring product, as well as be recycled. The release liner is also recyclable.

Installation Guidelines

Prior to installation, please refer to intelli-force magnetix™ installation guidelines and videos.



intelli-force
magnetix™



FREEDOM FORCE BACKING™ TECHNICAL DATA SHEET

PRODUCT: Freedom Force Backing™ MT5

Dimensions & Packaging:

Per Tab: 125mm x 125mm x 0.5mm thickness
(5" x 5" x 0.02" thickness)

240 tabs per roll

Recommended Use With

Magnetically receptive substrate:

- intelli-force magnetix™ Kwikrez Colourz
- can also be used with metal raised access floors

Recommended Use with

Top Surface Tile:

- Standard backed carpet tiles
- 4mm+ vinyl products





FREEDOM FORCE BACKING™ INSTALLATION GUIDE

Freedom Force Backing™ Magnetic Tabs

Magnetic on one side and self-adhesive on the other, these magnetic tabs work by locking tiles tightly together to create the next generation in "floating floor" technology.

Freedom Force Backing™ affix to any magnetically receptive floor, whether that's a metal raised access floor or a magnetically receptive underlayment by intelli-force magnetix.

Carpet tiles and 4mm+ vinyl products are simply connected into place, gripping strongly to each other in both horizontal and vertical directions.

The following is a guide on how to install Freedom Force Backing™ by intelli-force magnetix™ with either carpet tiles or vinyl tiles in various configurations.

Preparation

No specific additional preparation is required, prepare any sub floor in accordance with standard requirements.

Magnetic Tab Application

Adhere one corner of carpet or vinyl tile to cover one quarter of the adhesive side of the tab. Repeat with the three other tiles such that the tab is entirely covered.

Magnetic Tab Configuration

As a guide, the tabs should be placed wherever a tile meets another as shown in the following diagrams. During application, ensure that all tiles are in tight contact with each other allowing no gapping. Where it has been necessary to cut tiles, apply a tab under every tile.

Rugs

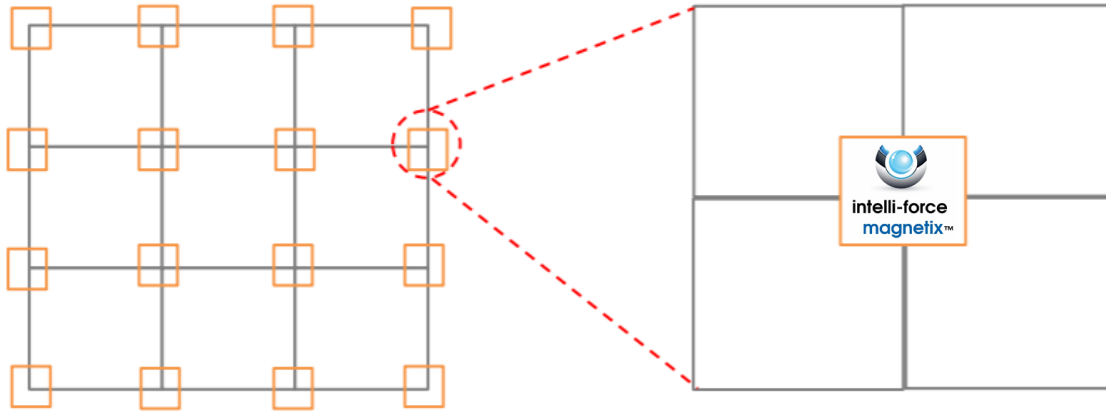
Freedom Force Backing™ is ideal for use with rugs, please contact intelli-force magnetix™ for more information as guidelines are dependent on size, shape and rug location.



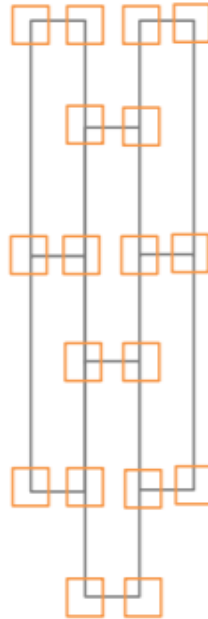
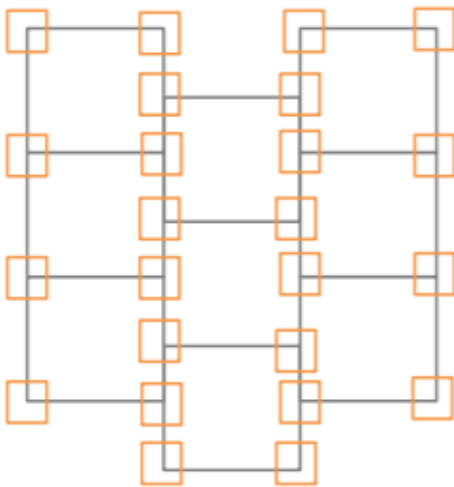


FREEDOM FORCE BACKING™ INSTALLATION GUIDE

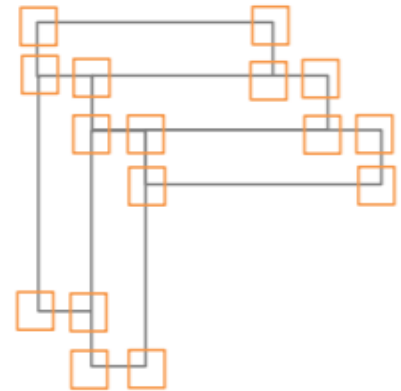
Square Tiles



Square Tiles - Staggered Pattern



Planks



**Please note that the above is a guide only- additional tabs may be required in particularly demanding environments.*

